

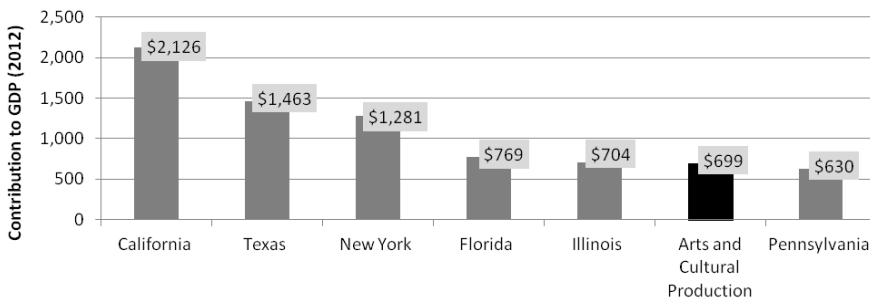


### Arts Facts... Arts & Culture = 4.3 Percent of GDP

According to the U.S. Bureau of Economic Analysis, arts and cultural production contributed \$699 billion to the nation's economy in 2012. This represents 4.3 percent of the GDP—a share of the economy larger than transportation, tourism, or agriculture.

### Arts and Cultural Production Contribution to GDP Larger than 45 States

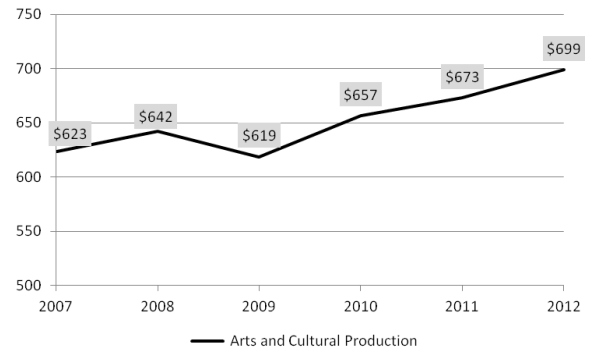
[Billions of Dollars]



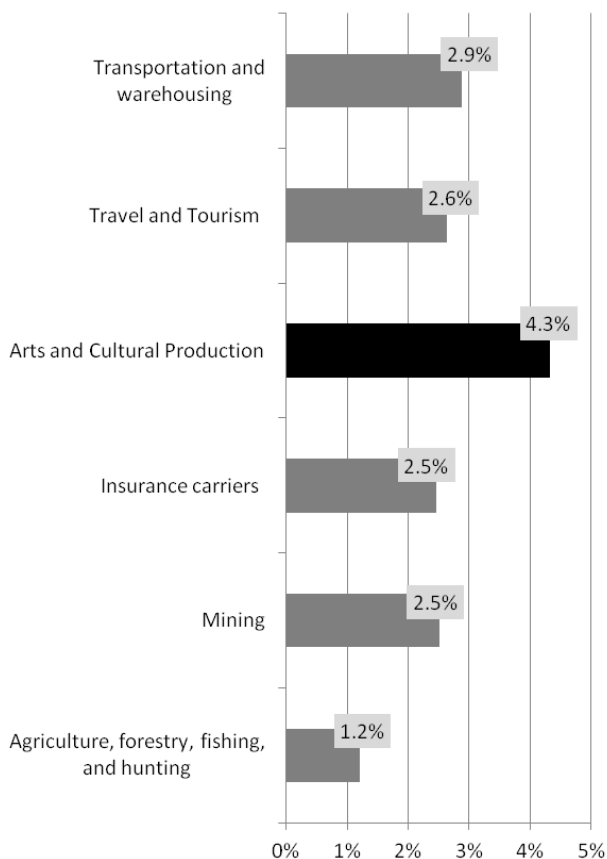
The six states with largest GSPs and the Arts and Cultural Production Satellite Account

### Contribution to GDP by Arts and Cultural Production Industries

[Billions of Dollars]



### Percentage Contributed to GDP by Industry (2012)



That the U.S. Bureau of Economic Analysis has decided to measure [arts and cultural production](#) in the U.S. highlights the important role of the arts in building a healthy economy and ensuring our global competitiveness:

- Arts and Culture contributed \$698.7 billion to the U.S. Gross Domestic Product (GDP) in 2012, equivalent to 4.3 percent of the nation's economy.
- The arts and cultural sector supported 4.7 million jobs in 2012, with a total compensation of \$334.9 billion.
- Arts and Culture's 4.3 percent of GDP in 2012 represented a larger share of the economy than Travel and Tourism (2.6 percent), Agriculture (1.2 percent), and Transportation (2.9 percent), and is larger than 45 states' individual contributions to the GDP, including Pennsylvania (\$630 billion) and New Jersey (\$529 billion).
- From 2007 to 2012 the economy grew at a rate of 2.3 percent per year, while Independent Artists Writers and Performers' contribution to the economy grew almost twice as fast, at a rate of 4.4 percent.

Sources: U.S. Bureau of Economic Analysis. Gross Domestic Product (GDP) by Industry, Current-Dollar GDP by State, 2010-2013, Arts and Cultural Production, and Travel and Tourism Satellite Accounts. (Accessed January 23, 2015) Analysis by Americans for the Arts.