

Louisiana Arts in Education Public Survey 2009



Louisiana Arts in Education Public Survey 2009

The survey was available online from May 28, 2009 to August 14, 2009. A link for the public survey was sent via email to state arts councils, neighborhood associations, statewide chambers of commerce, educators groups, library associations and parent and teacher organizations. A total of 513 respondents completed the survey. Respondents were asked to complete demographic information to facilitate an understanding of the participants in this survey. No individuals or organizations are identified by name in final reports or any publicly published outcomes and no names were shared with other organizations. The survey was commissioned by the Louisiana Department of Culture, Recreation and Tourism, Office of Cultural Development and conducted by KID smART, a nonprofit arts education organization based in New Orleans. The N in parentheses at the end of each question indicates the number of respondents for that question.

Results

Who replied

Respondents were predominantly educators and non-profit affiliates – administrators, staff, vendors or service providers to schools, cultural organizations and municipal or government groups. 29.8% were employed in other professions and 5.9% had retired from other professions. Respondents were well educated, with 84.7% having a Bachelor's degree or higher, and lived in predominantly urban and suburban areas around the state.

How would you describe the area in which you live? (N=505)

Answer Options	Response Percent	Response Count
Urban	45.3%	229
Suburban	34.7%	175
Rural	19.0%	96
Remote	1.0%	5

What is the highest level of education you have completed? (N=486)

Answer Options	Response Percent	Response Count
High School/GED	1.6%	8
Some college	13.6%	66
Bachelors degree	40.3%	196
Masters degree	37.0%	180
Ph.D.	7.4%	36

Are you currently working in the Education field? Please indicate the response that most accurately reflects your current position or, if you are retired, your professional career. (N=507)

Answer Options	Response Percent	Response Count
School Administration	2.8%	14
Principal	0.2%	1
Teacher	26.2%	133

Support staff	3.0%	15
Arts Administration	6.7%	34
Non-profit organization	19.5%	99
I am retired from the education field.	5.9%	30
I am employed in another field.	29.8%	151
I am retired from another field.	5.9%	30

What are your primary sources of information regarding arts and cultural activities? (Please check no more than 3.) (N=505)

Answer Options	Response Percent	Response Count
Newspaper	77.2%	390
Radio	38.4%	194
Television	35.2%	178
Mail	38.0%	192
School fliers	8.5%	43
Word of mouth	62.2%	314
Internet	57.4%	290

Familiarity with the arts.

Respondents were active arts patrons, attending a variety of cultural events and supporting cultural institutions. The majority of respondents (93%) knew someone who makes their living by creating and performing art. A large number of respondents (40%) received MOST of their exposure to the arts from **school**.

Where would you say you have received MOST of your exposure to arts and cultural events? Would you say that it was from school, your family, your friends, or some other source? (N=402)

Answer Options	Response Percent	Response Count
School	40.3%	162
Family	31.6%	127
Friends	28.1%	113

Please indicate the types of cultural events you have attended with your family and/or friends in the last year. (N=503)

Answer Options	Yes	No
Visual Art	467 / 96.1%	19 / 3.9%
Music	467 / 96.1%	19 / 3.9%
Dance	323 / 73.2%	118 / 26.8%
Theater	381 / 84.1%	72 / 15.9%

Please indicate the types of cultural organizations, if any, you currently support through annual contributions and donations. (N=497)

Answer Options	Response Percent	Response Count
Visual Art	57.3%	285
Dance	16.9%	84
Theater	29.2%	145

Music	41.9%	208
I do not contribute to cultural organizations.	19.5%	97

Do you know anyone who makes their living by creating or performing art? (N=503)

Answer Options	Response Percent	Response Count
Yes	93.2%	469
No	6.8%	34

Arts in Education Information (general)

Respondents were almost unanimous in their feeling that the arts play an extremely important/important role in society and in a child's education. Eighty-two percent of the respondents have or have had at least one child living in the household currently in school. A large majority, 72%, of all respondents were not satisfied with the education offered in area public schools. These respondents overwhelmingly place a high value on arts education and felt that the arts are an integral part of a well rounded education. Additionally, respondent felt that the arts helped give students a variety of intangibles including creativity, self-expression, individualism, access to effective learning, tolerance and openness, support for troubled youth and self-confidence.

How important a role do you believe visual and performing artists play in society? (N=506)

Visual Arts

Extremely important: **84.2% (425)**

Important: **14.3% (72)**

Somewhat important: 1.6% (8)

Not at all important: 0.0% (0)

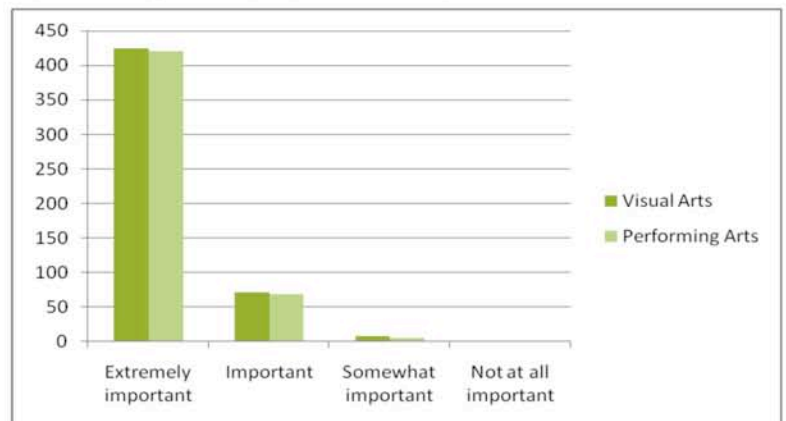
Performing Arts

Extremely important: **85.0% (420)**

Important: 14.0% (69)

Somewhat important: 1.0% (5)

Not at all important: 0.0% (0)



Do you have children or grandchildren who attend school (Pre-K - 12th grade) in Louisiana or have graduated from a high school in Louisiana in the last 10 years? (N=504)

Answer Options	Response Percent	Response Count
Yes	50.6%	255
No	49.4%	249

How many children living in your household CURRENTLY attend: (N=344)

Public School

Answer Options	0	1	2	3	4
Pre-K - 4th grade?	80.5% (177)	14.5% (32)	4.5% (10)	0.5% (1)	0.0% (0)
5th - 8th grade?	88.1% (177)	10.4% (21)	1.5% (3)	0.0% (0)	0.0% (0)
9th - 12th grade?	81.3% (174)	16.4% (35)	1.4% (3)	0.5% (1)	0.0% (0)
have completed high school?	70.1% (164)	15.0% (35)	10.7% (25)	2.1% (5)	2.1% (5)

Private/Parochial school

Answer Options	0	1	2	3	4
Pre-K - 4th grade?	85.5% (136)	9.4% (15)	4.4% (7)	0.0% (0)	0.6% (1)
5th - 8th grade?	87.7% (135)	11.0% (17)	1.3% (2)	0.0% (0)	0.0% (0)
9th - 12th grade?	86.4% (133)	12.3% (19)	1.3% (2)	0.0% (0)	0.0% (0)
have completed high school?	80.5% (128)	13.8% (22)	5.0% (8)	0.0% (0)	0.6% (1)

Alternative School

Answer Options	0	1	2	3	4
Pre-K - 4th grade?	97.8% (133)	1.5% (2)	0.7% (1)	0.0% (0)	0.0% (0)
5th - 8th grade?	98.5% (132)	1.5% (2)	0.0% (0)	0.0% (0)	0.0% (0)
9th - 12th grade?	97.7% (129)	2.3% (3)	0.0% (0)	0.0% (0)	0.0% (0)
have completed high school?	97.7% (129)	1.5% (2)	0.8% (1)	0.0% (0)	0.0% (0)

Are you satisfied with the education offered in your area public schools? (N=485)

Answer Options	Response Percent	Response Count
Yes	27.6%	134
No	72.4%	351

What value do you place on arts education for children? (N=506)

Answer Options	Response Percent	Response Count
High	96.2%	487
Average	3.8%	19
Low	0.0%	0

Do you think the arts are an integral part of a well-rounded education? (N=505)

Answer Options	Response Percent	Response Count
Yes	99.8%	504
No	0.2%	1
I'm not sure.	0.0%	0

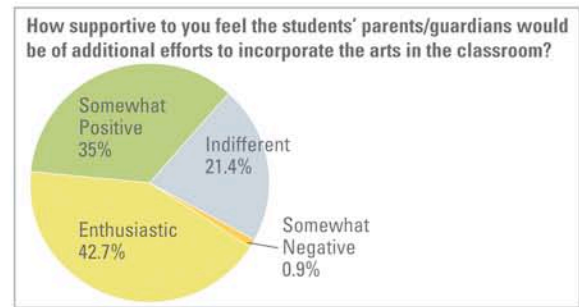
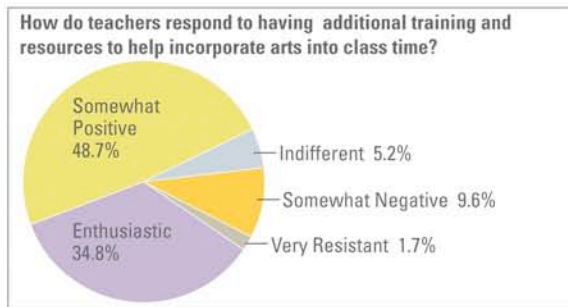
In your opinion, do the arts: (N=507)

Answer Options	Yes	No
Teach children intangibles like creativity, self-expression, and individualism?	100.0% (507)	0.0% (0)

Help children learn more effectively?	98.0% (492)	2.0% (10)
Teach children to be more tolerant and open?	97.8% (488)	2.2% (11)
Help troubled youth, providing an alternative to delinquent behavior?	97.4% (489)	2.6% (13)
Boost children's self-confidence and improve overall academic performance?	98.6% (497)	1.4% (7)

Arts in Education (local)

Respondents indicated a limited availability of arts in their local school districts; more than 71% of the respondents indicated there were limited, none or they were unsure of the arts education available in their community schools. The respondents also indicated that they were extremely supportive of more arts education in their schools.



Does your community already have a fully arts-integrated school (or schools)? (N=503)

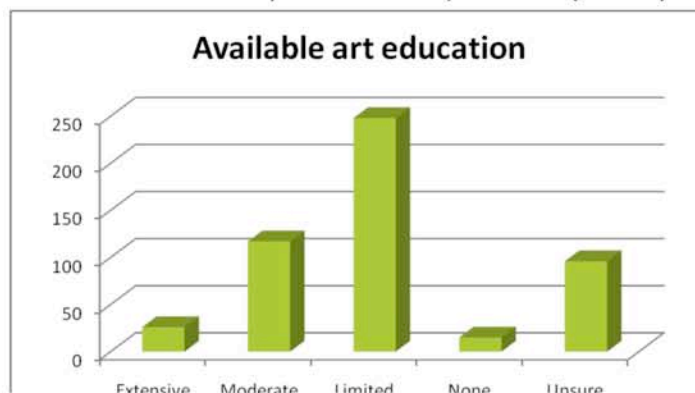
Answer Options	Response Percent	Response Count
Yes	31.4%	158
No	36.4%	183
Unsure	32.2%	162

If you do not already have a fully arts-integrated school in your community, would you be interested in having one? (N=479)

Answer Options	Response Percent	Response Count
Yes	70.4%	337
No	0.4%	2
Unsure	5.8%	28
We already have arts integrated schools in our community	23.4%	112

Please indicate the amount of art education available in your community schools. (N=502)

Extensive: 5.2% (26)
 Moderate: 23.3% (117)
 Limited: **49.4% (248)**
 None: 3.0% (15)
 Unsure: 19.1% (96)



How supportive would you be if your area public schools became more specialized in the visual and performing arts? (N=506)

All schools become fully arts-integrated.

Very Supportive	Supportive	Neutral	Somewhat resistant	Very Resistant
63.03%	22.35%	7.50%	1.50%	0.03%
341	112	38	8	2

All schools add more visual and performing arts to current curriculum.

Very Supportive	Supportive	Neutral	Somewhat resistant	Very Resistant
81.30%	15%	2.80%	0.06%	0.02%
401	74	14	3	1

Select schools become more specialized in visual and performing arts.

Very Supportive	Supportive	Neutral	Somewhat resistant	Very Resistant
45%	29.35%	11.70%	9%	4.40%
217	140	56	43	21

School curriculum remains unchanged.

Very Supportive	Supportive	Neutral	Somewhat resistant	Very Resistant
6.50%	3.20%	11.50%	19%	57%
30	15	53	87	272

What concerns might you have? (N=203)

*The responses indicate a definite desire to see the current system undergo some changes. However, the most popular sentiment supported not the establishment of **all** schools as fully arts-integrated but rather the more moderate response of adding more visual and performing arts across the board to the existing curriculum. Some comments indicate the support is tempered by concerns of creating a further hierarchy in the schools; students in non-arts-integrated programs might be left behind in favor of the opportunities offered to those that were integrated. Additionally, because of the ever-present fear of budget cuts and the low priority of education, respondents voiced concern that the addition of art education will come at the expense of something else equally critical.*

This research was supported by the
Louisiana Department of Culture, Recreation and Tourism,
Office of Cultural Development,
and was compiled by
KID smART.



Education through Imagination.

1920 Cléo Street | New Orleans, LA 70113 | www.kidsmart.org